

1

2

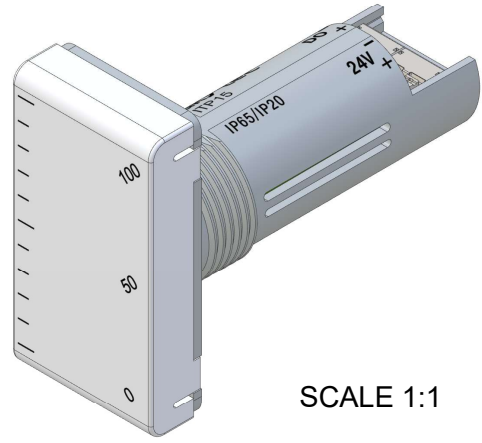
3

4

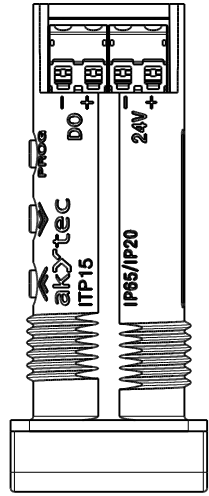
5

6

RevNo	Revision note	Date	Signature	Checked
-------	---------------	------	-----------	---------

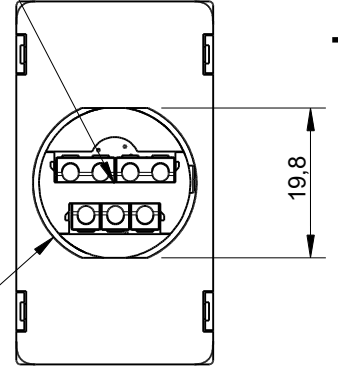
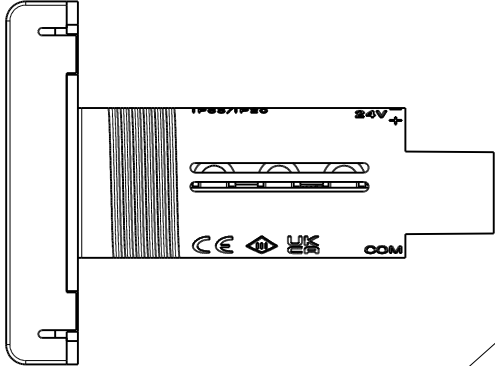
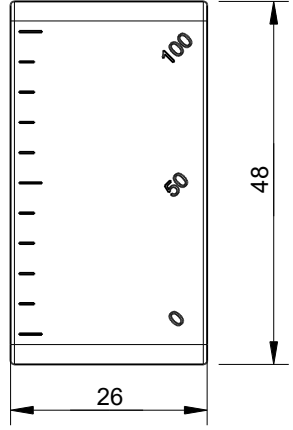
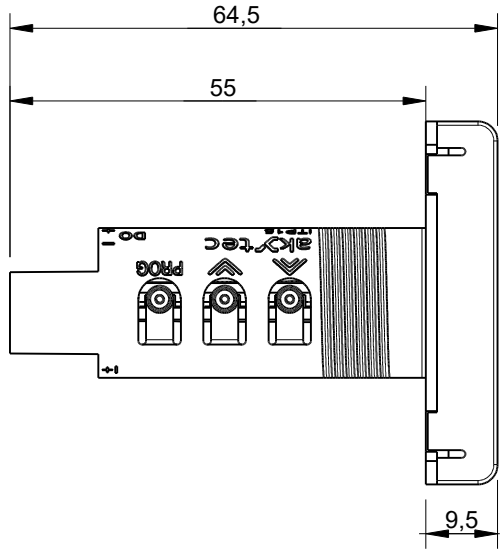
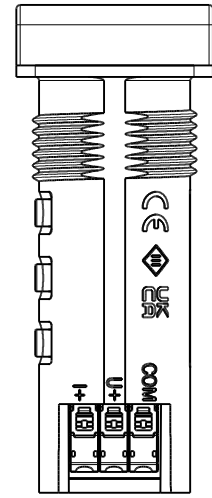


SCALE 1:1



WARNING: Do not use ferrules  
 cable should go directly into the terminals

- \* Strip Length 8-10mm
- \* Max Cross Section 1mm<sup>2</sup>
- \* Fuse the 24VDC input 0.5amps
- \* Solid Wire: push directly into contact
- \* Stranded Wire:
  1. Push release button
  2. Push in the wire



Itemref	Quantity	Title/Name, designation, material, dimension etc			Article No./Reference	
Drawn by Kevin Damen	Checked by	Approved by - date	File name	Date 3-8-2023	Scale 1:1	

# 150

[www.damencnc.com](http://www.damencnc.com)

150 ITP15 LED Bar Graph Display 0(2)-10V or 0(4)-20ma	Edition	Sheet 1 OF 1
--	---------	-----------------

Units: mm Tolerances: +/- 0.2mm

1

2

3

4

5

6