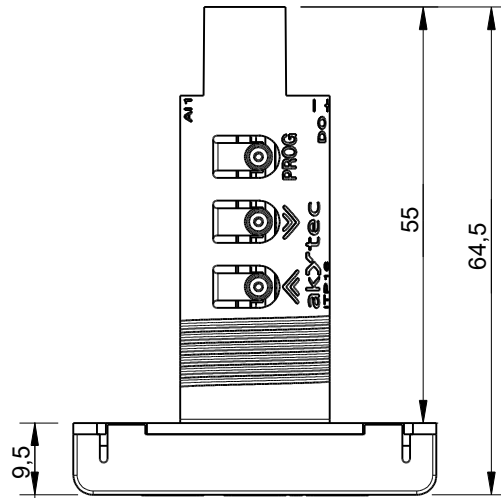


| | | | | | | |
|---|---|-------|---------------|------|-----------|---------|
| 1 | 2 | 3 | 4 | 5 | 6 | |
| | | RevNo | Revision note | Date | Signature | Checked |

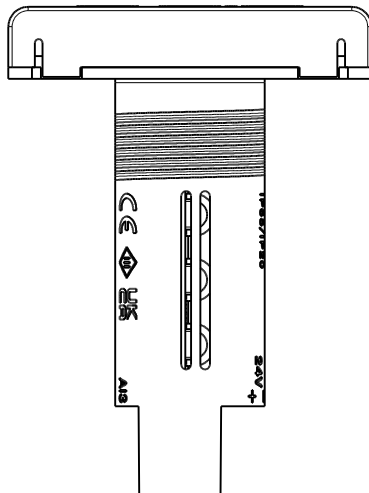
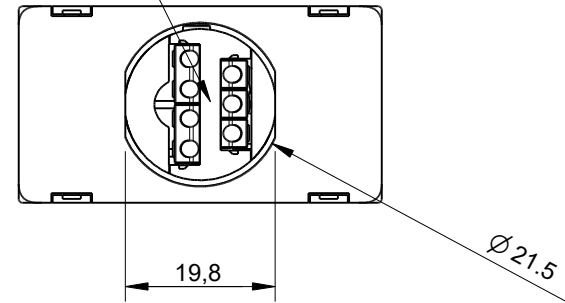
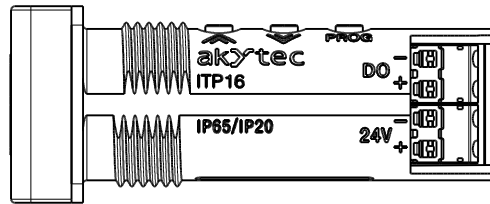
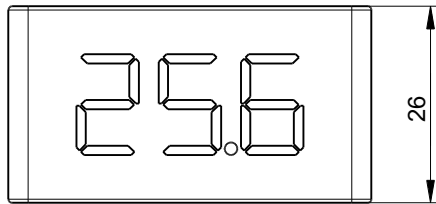


WARNING: Do not use ferrules
cable should go directly into the
terminals

- * Strip Length 8-10mm
- * Max Cross Section 1mm²
- * Fuse the 24VDC input 0.5amps
- * Solid Wire: push directly into contact
- * Stranded Wire:
 1. Push release button
 2. Push in the wire



SCALE 1:1



| | | | | | | |
|-------------------------|------------|--|-----------|------------------|-----------------------|--|
| Itemref | Quantity | Title/Name, designation, material, dimension etc | | | Article No./Reference | |
| Drawn by Kevin Damen | Checked by | Approved by - date | File name | Date 5-8-2023 | Scale 1:1 | |

151

www.damencnc.com

| | | | | |
|---|--|--|---------|-----------------|
| 151 ITP16 Temperature Indicator PT100 PT1000 TC-K TC-J (RED) | | | Edition | Sheet 1 OF 1 |
|---|--|--|---------|-----------------|

Units: mm Tolerances: +/- 0.2mm