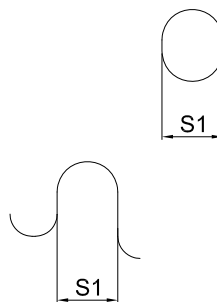
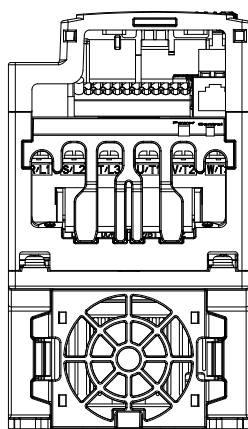
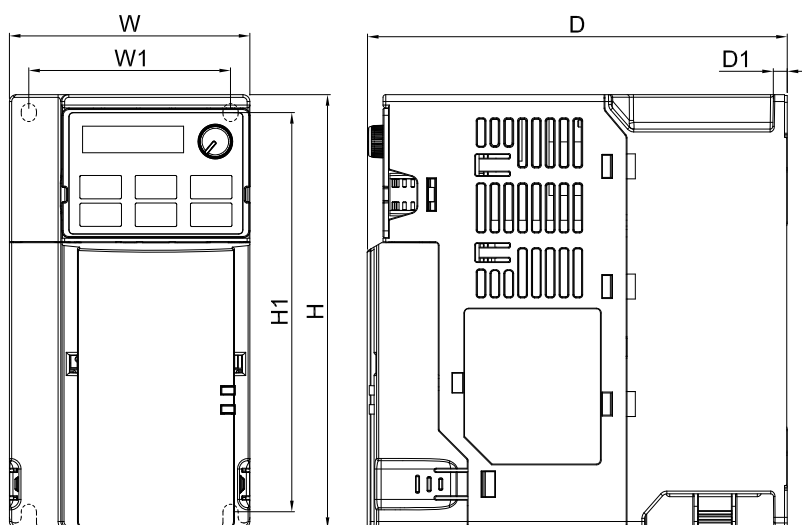


# DRAWING\_1



Detail A (Mounting Hole)

## DIMENSION

UNIT:mm[inch]

	W	W1	H	H1	D	D1	S1
C1	87.0[3.43]	73.0[2.87]	157.0[6.18]	144.5[5.69]	152.0[5.98]	5.0[0.20]	5.5[0.22]
C2	87.0[3.43]	73.0[2.87]	157.0[6.18]	144.5[5.69]	179.0[7.05]	5.0[0.20]	5.5[0.22]



台達電子工業股份有限公司  
DELTA ELECTRONICS, INC.

THESE DRAWINGS AND SPECIFICATIONS ARE THE PROPERTY OF DELTA ELECTRONICS, INC. AND SHALL NOT BE REPRODUCED OR USED AS THE BASIS FOR THE MANUFACTURE OR SELL OF APPARATUSES OR DEVICES WITHOUT PERMISSION.

DOCUMENT NAME

VFD-MS300-C-PD

# DRAWING\_2

## 1.MODEL:

### FRAME\_C1

VFD4A8MS11ANSAA  
 VFD4A8MS11ENSAA  
 VFD7A5MS21ANSAA  
 VFD7A5MS21ENSAA  
 VFD7A5MS21ANSHA  
 VFD7A5MS21ENSHA  
 VFD11AMS21ANSAA  
 VFD11AMS21ENSAA  
 VFD11AMS21ANSHA  
 VFD11AMS21ENSHA  
 VFD11AMS23ANSAA  
 VFD11AMS23ENSAA  
 VFD11AMS23ANSHA  
 VFD11AMS23ENSHA  
 VFD17AMS23ANSAA  
 VFD17AMS23ENSAA  
 VFD17AMS23ANSHA  
 VFD17AMS23ENSHA  
 VFD5A5MS43ANSAA  
 VFD5A5MS43ENSAA  
 VFD5A5MS43ANSHA  
 VFD5A5MS43ENSHA  
 VFD9A0MS43ANSAA  
 VFD9A0MS43ENSAA  
 VFD9A0MS43ANSHA  
 VFD9A0MS43ENSHA  
 VFD4A2MS53ANSAA  
 VFD6A6MS53ANSAA

### FRAME\_C2

VFD7A5MS21AFSAA  
 VFD7A5MS21EFSAA  
 VFD7A5MS21AFSHA  
 VFD7A5MS21EFSHA  
 VFD11AMS21AFSAA  
 VFD11AMS21EFSAA  
 VFD11AMS21AFSHA  
 VFD11AMS21EFSHA  
 VFD5A5MS43AFSAA  
 VFD5A5MS43EFSAA  
 VFD5A5MS43AFSHA  
 VFD5A5MS43EFSHA  
 VFD9A0MS43AFSAA  
 VFD9A0MS43EFSAA  
 VFD9A0MS43AFSHA  
 VFD9A0MS43EFSHA

04		
03		
02		
01		
00	FIRST ISSUE	2015/07/24
REV.	DESCRIPTION	DATE
DRAWN	DESIGN	