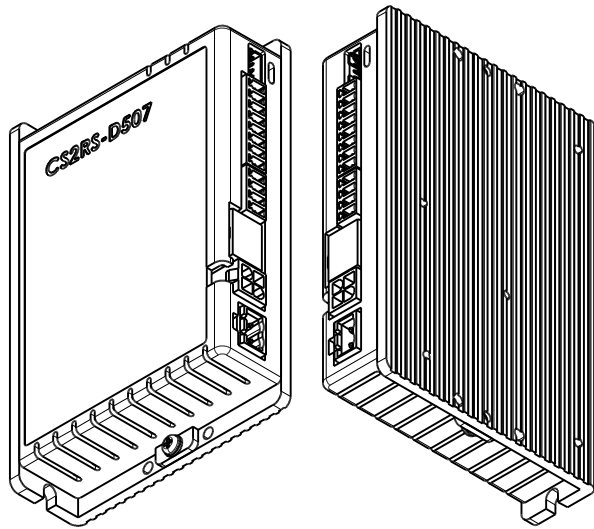
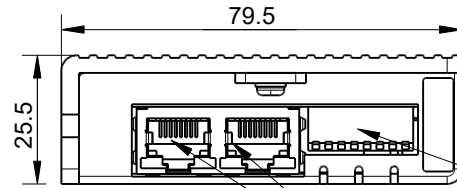


RevNo	Revision note	Date	Signature	Checked
-------	---------------	------	-----------	---------

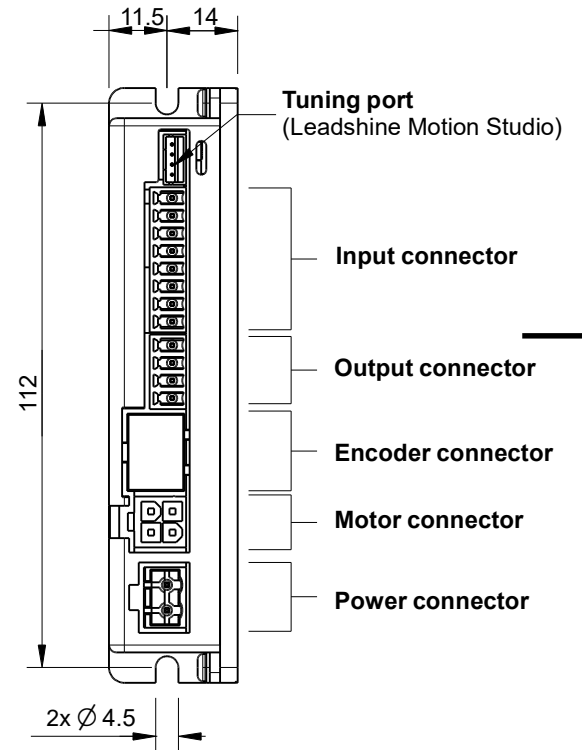



SCALE 1:2



RS485 communication connector

**DIP Switch selector**  
Slave ID, Baud Rate & Terminal Resistance Settings



Command source	Modbus RTU	
Phase	2 Phase	
Supply voltage	20-50	VDC
Output current	1.0-7.0	A
Number of Inputs	7	
Input Voltage	12 - 24	VDC
Number of Outputs	3	
Output Voltages	0 - 24	VDC
Cooling	Passive	
Over-voltage/current protection	Yes	
Matching motors	Nema 23-24 (1000-5000 PPR)	
Operating Temperature	0-50	°C

Units	mm
Tolerances	± 0.1mm unless otherwise specified

Itemref	Quantity	Title/Name, designation, material, dimension etc			Article No./Reference	
Drawn by Cas Jansen		Checked by	Approved by - date	File name	Date 21-10-2022	Scale 1:1.5

**6040**

[www.damencnc.com](http://www.damencnc.com)

6040 Modbus RTU Closed Loop Stepper Drive CS2RS-D507 50V 7,0A (2phase)	Edition	Sheet 1 OF 1
---	---------	-----------------