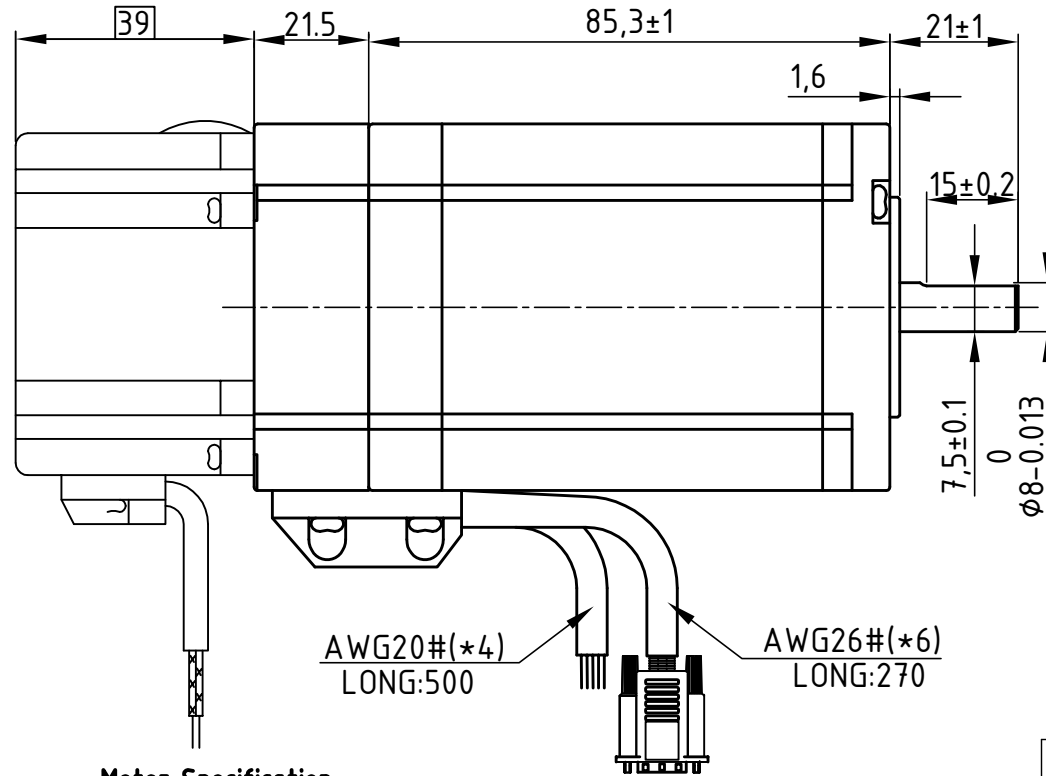
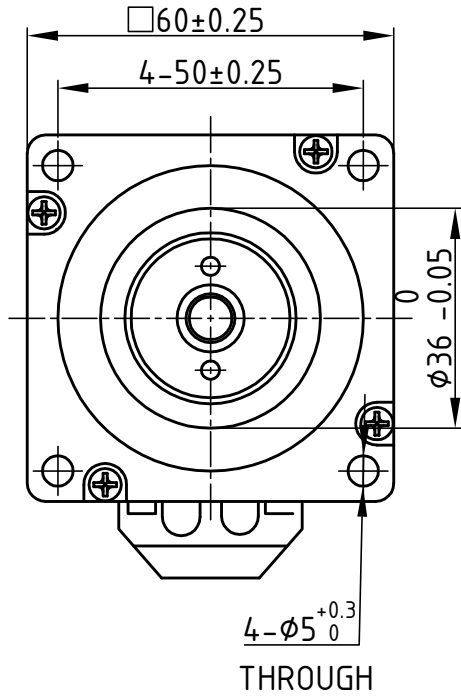
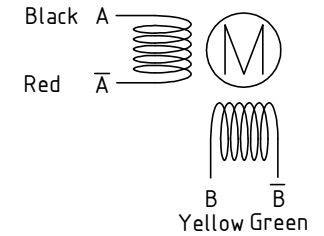


版本 Rev.	日期 Date	变更文件号 ECN NO.	变更内容 Revisions	设计 By
V1.0	17.10.30		Add Brake	王洪松

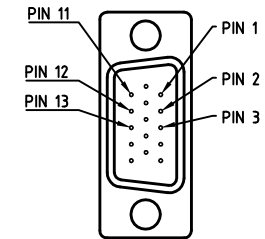
Dimension: (Unit: mm)



Motor Connctions:



Encoder Signals



Common Rating

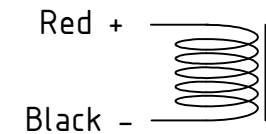
Step angle	18°
Position accuracy	18±0.09°
Dielectric strength	500VAC 1min
Insulation resistance	100M0hm(500VDC)
Insulation class	B
Temp rise(Max)	80K
Radial play	Max.0.02mm(Load 450g)
Axial play	Max.0.08mm(Load 900g)

Motor Specification:

Current/phase	4.2 A
Voltage	3.36 V
DC Resistance/phase ±10%	0.8 Ω
Inductance/phase ±20%	3.4 mH
Holding torque	3 N·M
Inertia	0.8 kg·cm ²
Weight	1.85kg
Encoder Resolution	1000 ppr (4000 cpr)

PIN	1	2	3	11	12	13
Color	BLK	RED	WHT	YEL	GRN	BLU
Define	A+	VCC	GND	B+	B-	A-

Brake Connctions



Brake Specification:

Voltage	24Vdc
Friction torque	2N·M
Power	4.5W

设计 Designed	王洪松	日期 Date	2017.10.30	材料 Material		LEADSHINE TECHNOLOGY CO., LTD.		
审核 Checked	秦军		2017.10.30	第一角画法 First Angle projection			名称 Title	Closed-loop Stepper Motor with Brake
批准 Approved	田天胜		2017.10.30	重量 Weight	比例 Scale	阶段标记 Stage Mark	CS-M22430B	
料号 Part No.				共 1 页 第 1 页 Sheet 1 of 1			图号 DWG. NO.	LS-CME60-03-0111-03