

1

2

3

4

5

6

RevNo

Revision note

Date

Signature

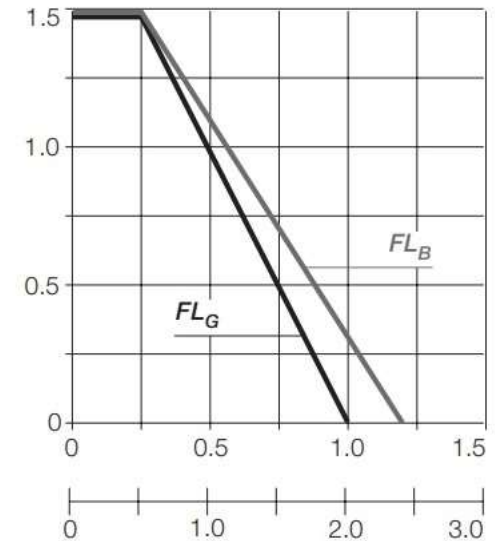
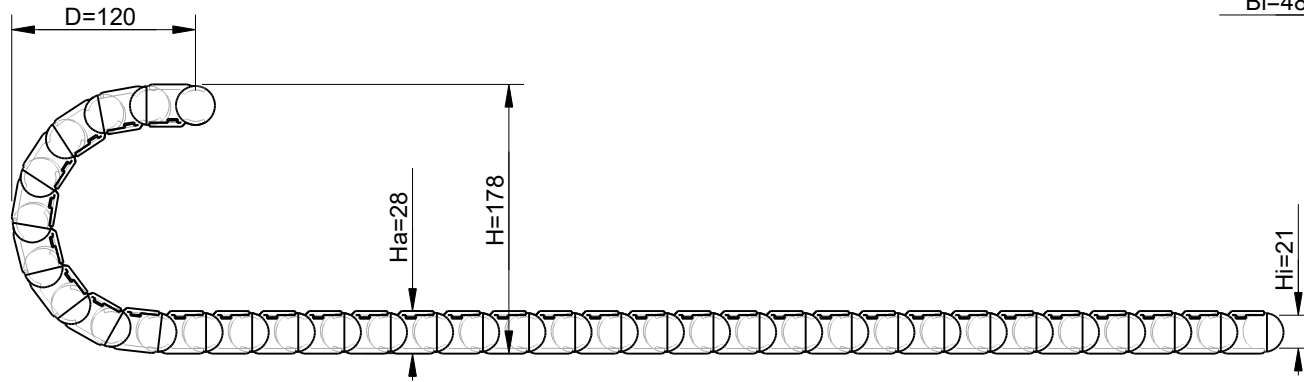
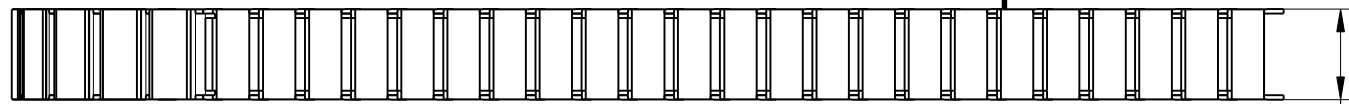
Checked

A

B

A

B



Y-axis: Filling weight in kg per meter
 X-axis 1: Allowed span in meters FLB & FLG
 X-axis 2: S Stroke in meters
 FLB = Cantilevered with allowable sag
 FLG = Cantilevered with straight upper run
 Ideally a design is FLG, FLB is allowed, past FLB its critical, and chain life will be problematic.
 Better to choose another chain or support it.

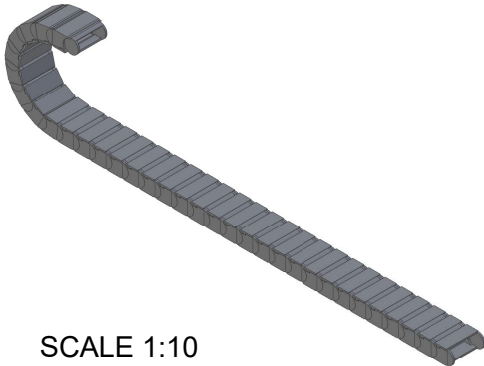
C

D

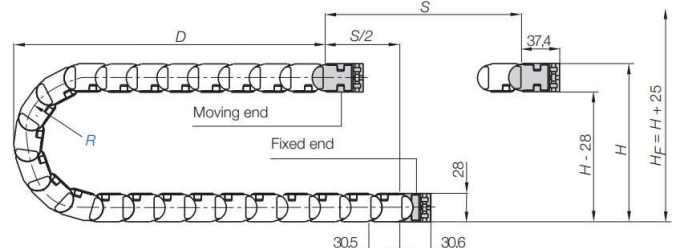
C

D

Chain length	1000,6mm
Number of chainlinks	33
Weight per chainlink	20 grams
Weight chain	0.66 kg/meter
Bending Radius	75mm
External Height H*(Height with no extra weight!)	178mm
External Height HF(with 1kg/m extra weight)	203mm
Internal width Bi	25mm
Internal height Hi	21mm
External width Ba	37mm
External height Ha	28mm
K (Used in chain length calculation)	300mm
D (Space required to fit the radius)	120mm
Units	mm
Tolerances	+/-0.2mm



SCALE 1:10



Minimum required chain length = $S/2 + 300\text{mm}(K)$
 S = Stroke length of the linear assembly

Itemref	Quantity	Title/Name, designation, material, dimension etc			Article No./Reference	
Drawn by Kevin Damen		Checked by	Approved by - date	File name	Date 15-6-2023	Scale 1:5
6323				www.damencnc.com		
				6323 IGUS Energychain 117.048.075.0 (33 E-chain links per meter)		

1

2

3

4

5

6